



## Countdown to Easter - Messy Church at home!

### The Easter story

**Sunday** - Palm Sunday - watch a video  
<https://tinyurl.com/wvj6hq5>

**Monday** - Read the Palm Sunday story and do the Palm Sunday word search (see below)

**Tuesday** - Watch a Palm Sunday video  
<https://tinyurl.com/wp2qcvu>

**Wednesday** - Jesus prayed in the Garden of Gethsemane - colour the picture below

**Thursday** - Jesus had His last meal with His disciples. Watch the video:  
<https://tinyurl.com/wutqcq3>

**Friday** - Jesus died on Good Friday

**Saturday** - Jesus was in the tomb. Do the Easter word search (see below)

**Sunday** - Jesus rose from the dead. Watch the Easter story  
<https://tinyurl.com/tl5wt64>  
<https://tinyurl.com/vn5wbk4>

### Crafts

**Sunday:** Make a palm branch

**Monday:** Make a peg leg donkey

**Tuesday:** Make a 'Hosanna' picture

**Wednesday:** Make a teardrop prayer

**Thursday:** Make a plate of favourite food or use play dough. Coin rubbing.

**Friday:** Make a finger print cross or a foil cross.

**Saturday:** Make chocolate nests or an Easter garden

**Sunday:** Make an Easter basket or a decorated egg or paint or make a 'He is risen' poster.

Visit our Facebook page Gateway Elim Bradford for more information and to join our Sunday service at 10:30am.

### Make a palm branch to praise Jesus with

#### People welcomed Jesus by waving palm branches

You will need: paper, scissors, pencil, felt tips, a lolly stick OR kitchen roll tube OR string, glue, sellotape

1. Put your hand on the paper and draw round it 5 times - or more if you like!
2. Cut out your handprints and colour them in
3. Stick the handprints to a lolly stick, kitchen roll tube or string.
4. Wave your palm branch and shout Hosanna to Jesus



### Make a peg leg donkey Jesus rode into Jerusalem on a donkey

You will need: card, pencil, scissors, grey or brown felt tip, black felt tip, 2 pegs.

1. Print out the body template (see below)
2. Draw around the donkey, cut it out and colour it
4. Draw some hooves on the bottom of the pegs
5. Stand your donkey up using the pegs



### Make a Hosanna picture People shouted Hosanna to Jesus

You will need: piece of paper, pencil, felt tips

1. Write the word 'Hosanna' in bubble writing on the paper
2. Colour it in and decorate around the word



### Teardrop Prayer

#### Jesus was sad about what was going to happen.

You will need: paper, pencil, felt tips

1. Draw a teardrop on the paper and colour it blue.
2. Write a prayer about any sadness or worries that you have now
3. God hears all our prayers so say your prayer to Him.



### Play Dough Jesus had a meal with His disciples

If you haven't got any play dough at home use the recipe below. Make a plate and cup with your play dough. Use the play dough to put some food on the plate.

### Make a plate of your favourite meal

#### Jesus had a meal with His disciples

You will need: plate, paper, felt tips

1. Get a plate and draw round it
2. Think of your favourite meal. Draw it on the plate and colour it in
3. Decorate the edge of the plate



## Sing and Pray

**Sunday:** Sing 'Our God is a great, big God'. We sing this at Messy Church

<https://tinyurl.com/s4t56wm>

**Monday:** Sing 'God loves me'. We sing this at Messy Church

<https://tinyurl.com/t96jvwx>

**Tuesday:** Sing 'Superhero'. We sing this at Messy Church

<https://tinyurl.com/rvs563g>

**Wednesday:** Say your Teardrop prayer to God

**Thursday:** Say a prayer to thank God for the food that you eat

**Friday:** Sing 'Superhero'. We sing this at Messy Church

<https://tinyurl.com/rvs563g>

**Saturday / Sunday:** Listen to these new songs and try to sing them

1,2,3 Jesus Lives

<https://tinyurl.com/v2c6tc2>

Tell the world that Jesus lives:

<https://tinyurl.com/vvp5bda>

Say a prayer to Jesus to thank Him for dying for you and coming back to life.

**We are sorry that we had to cancel Messy Church - but we hope you have enjoyed this Messy Easter!**

**Message us and send us pictures of the things you have made and we will share them on our Facebook page! Send your messages to [messychurch@elimbradford.com](mailto:messychurch@elimbradford.com) We hope to see you at the next Messy Church!**

**Happy Easter**



## Coin rubbing Judas betrayed Jesus for 30 pieces of silver

You will need: pencil crayons, paper, coins

1. Get different coins and put them under your paper.
2. Using a pencil crayon rub over the coins.
3. Carry on until you have 30 coin rubbings on your paper.



## Make a finger print cross Jesus died on Good Friday

You will need: paper, pencil, pencil crayons or felt tips or paint

1. Draw a large cross on the paper and cut it out
2. Choose different colours of paint
3. Cover the cross with thumbprints using paint



## Make a foil cross Jesus died on Good Friday

You will need some kitchen foil and scissors

Make a cross out of foil and on Easter morning screw it up on Sunday to remind you that Jesus has risen.



## Make chocolate nests (if you have the things to make them)

You will need:

- 200mg milk chocolate, broken into pieces
- 85g shredded wheat, crushed - or cornflakes
- Mini eggs
- Bun case holders

1. Melt the milk chocolate over the hob
2. Add the shredded wheat or cornflakes
3. Spoon out the mixture into the bun case
4. Put some mini eggs in each one



## Make an Easter Garden Jesus was buried in a tomb

Go into your garden and make a garden like the one Jesus was buried in using grass, sticks and stones.



## Make an Easter Basket Jesus rose from the dead



You will need the template of the basket below, scissors, glue or a stapler, cotton wool / shredded paper and felt pens. Follow the instructions on the basket.

## Design and colour an Easter Egg Jesus rose from the dead

Print out the picture of the egg below and decorate with felt tips or decorate a hard-boiled egg.

## Poster Jesus rose from the dead and is still alive

Make a poster with the Bible verse "He has risen" Matthew 28:6. Use bubble writing and colour and decorate it.

## Palm Sunday

As they approached Jerusalem and came to Bethphage on the Mount of Olives, Jesus sent two disciples, saying to them, "Go to the village ahead of you, and at once you will find a donkey tied there, with her colt by her. Untie them and bring them to me. If anyone says anything to you, tell him that the Lord needs them, and he will send them right away." This took place to fulfil what was spoken through the prophet:

"Say to the Daughter of Zion, 'See, your king comes to you, gentle and riding on a donkey, on a colt the foal of a donkey.' "



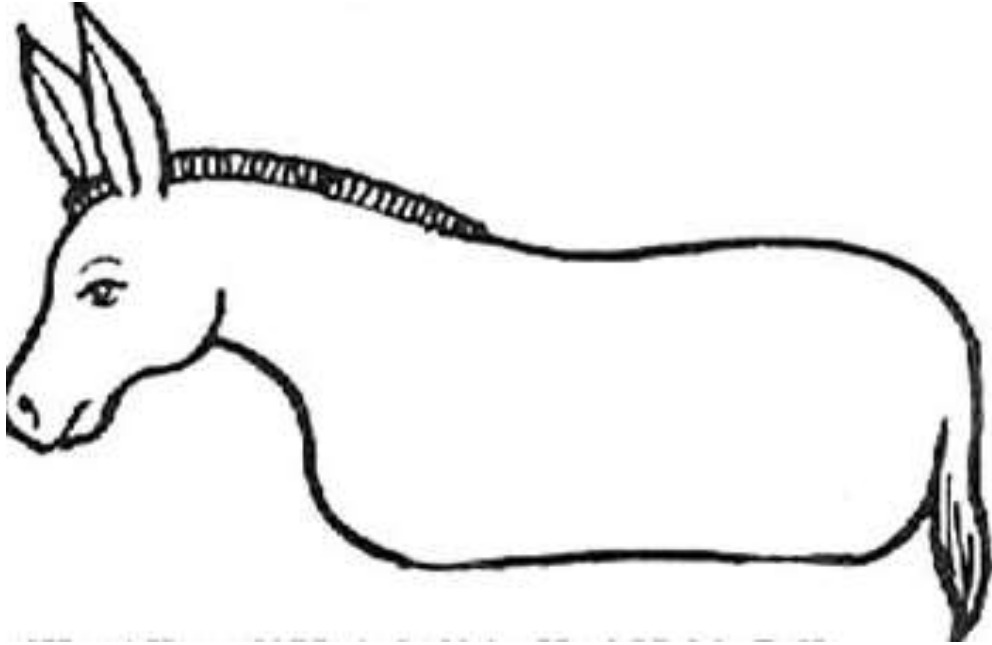
The disciples went and did as Jesus had instructed them. They brought the donkey and the colt, placed their cloaks on them, and Jesus sat on them.

A very large crowd spread their cloaks on the road, while others cut branches from the trees and spread them on the road. The crowds that went ahead of him and those that followed shouted, "Hosanna to the Son of David!", "Blessed is he who comes in the name of the Lord!", "Hosanna in the highest!"

When Jesus entered Jerusalem, the whole city was stirred and asked, "Who is this?" The crowds answered, "This is Jesus, the prophet from Nazareth in Galilee."



## Donkey Template



## Recipe for Play Dough

You will need:

- 8 tbsp plain flour
- 2 tbsp table salt
- 60ml warm water
- Food colouring
- 1 tbsp vegetable oil

## Method

1. Mix the flour and salt in a large bowl. In a separate bowl mix together the water, a few drops of food colouring and the oil.
2. Pour the coloured water into the flour mix and bring together with a spoon.
3. Dust a work surface with a little flour and turn out the dough. Knead together for a few minutes to form a smooth pliable dough. Add more food colouring if you want.
4. Store in a plastic sandwich bag (squeeze out the dough) in the fridge to keep it fresh.

# Palm Sunday

k c y s u n d a y i g u  
i h u c r o w d s d s w  
n i l d g o d o n k e y  
g l r s t y r b j p h o  
c d l t e m p l e l e b  
o r p j m z z f r o a o  
l e f j n g x e u r l l  
t n a q p i n a s d j h  
a x r j e s u s a h h n  
d r o a d b b t l m h r  
p a l m l e a v e s c x  
c h e e r v b z m w g t

palm leaves

Sunday

Jesus

feast

donkey

crowds

road

cheer

temple

children

colt


Jerusalem

King

Lord


God

heal



# Easter Colour by Number

Number	Colour
1	green
2	light blue
3	brown
4	gold
5	dark brown
6	red
7	skin tone
8	dark green
9	lime green



# The Easter Story

p r i e s t s r e a d j  
a y l s m e t a m n e c  
l w i n e m a u o g v o  
m e e r f p p e t e r a  
l j b o p l e q h l p c  
e n i a j e s u s j c r  
a o t z u g b o n t r x  
v i e b d q j u t m o p  
e b r e a d n i l e s a  
s t u l s w r k a y s e  
u s e v r e a s t e r d  
r c t o m b p m w c w p

Jesus  
temple  
palm leaves  
priests

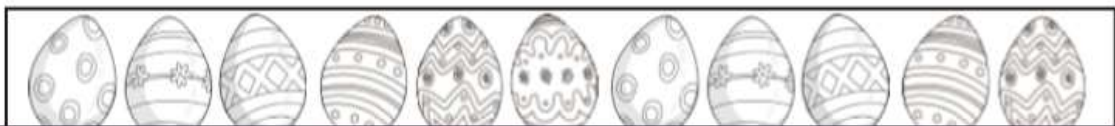

Judas  
wine  
bread  
angel

Peter  
cross  
tomb  
Easter

# Easter Themed Basket Craft

**Instructions:**

1. Colour in the basket and the handle.
2. Cut out and fold on the dotted lines.
3. Glue the sides together and staple on the handle.
4. Fill your box with Easter goodies.





# **Design Your Own Easter Egg**

