



On the beach - Messy Church at home!

On the beach

Monday - Jesus had a barbeque with friends on the beach - watch the story here:

<https://tinyurl.com/y8xpwr3u>

Tuesday - Remind yourself of the story by doing 'The Risen Jesus' word search below or watch the video again.

Wednesday - Colour the Jesus and His disciples picture or do the Breakfast on the Beach word search (both below)

Thursday - Watch this video of the story and think about how you can help others today

<https://tinyurl.com/y72mm8gg>

Friday - Do the 'Jesus is Alive' colouring by numbers (below)

Saturday - Read the story of when Jesus went back into heaven

<https://tinyurl.com/y7ekojva>

Sunday - What happened after Jesus went to heaven? What do you think the disciples did? Watch the video to find out:

<https://tinyurl.com/y7mcqdtg>

Crafts

Monday: Make a boat or a watery picture

Tuesday: Make a scaly fish

Wednesday: Make salt dough fish and bread or a fish wand

Thursday: Make a handprint heart

Friday: Make a string print heart.

Saturday: Make a sheep picture

Sunday: Make a model of Jesus ascending into heaven

Visit and like our Facebook page **Gateway Elim Bradford** for more information and to join our Sunday service at 10:30am.

Make a boat that will sail

The disciples went out in a boat

You will need: junk materials such as margarine tubs, straws, paper, felt pens, sellotape or blu-tak

1. Use the junk materials to make a boat with a sail
2. Make a sail and attach it to the boat
3. Put your boat in the bath - will it float? Can you blow on the sail to make it travel from one side to the other?



Make a watery picture The disciples went fishing on the Sea of Galilee

You will need: blue paint, green paint, paper, washing up liquid or bubble mixture, straw

1. Put some washing up liquid or bubble mixture into your paint
2. Drop some onto the paper
3. Use the straw to blow bubbles in the paint



Make a scaly fish The disciples caught lots of fish when Jesus told them to put their net down on the right hand side of the boat

You will need: piece of paper, pencil, glue, magazines

1. Draw a large fish on the paper
2. Tear small pieces of coloured paper from the magazine and stick it on the fish. Add an eye with the pencil.



Saltdough fish and bread

Jesus gave the disciples fish and bread to eat.

You will need: salt dough mixture (see below), paint, paper plate

1. Follow the recipe to make the salt dough.
2. Shape the salt dough into fishes and bread.
3. Cook the salt dough fish and breads.
4. Decorate the plate.
5. When cooked and cool paint the fish and bread and put them on the plate.



Make a fish wand Jesus had a meal with His disciples

You will need: fish template (see below), card, straw, felt pens, strips of patterned paper from a magazine, scissors, pencil, sellotape

1. Draw round the fish template and cut it out
3. Cut out strips of paper from the magazine to make the tail
4. Stick the tail of strips of paper onto your fish
5. Sellotape your fish to the straw.



Sing and Pray

Monday: Sing 'Superhero'. We sing this at Messy Church
<https://tinyurl.com/rvs563q>

Tuesday: Sing 'God loves me'. We sing this at Messy Church
<https://tinyurl.com/t96jwvx>

Wednesday: Learn a new song 'Wake'
<https://tinyurl.com/ohygcsv>

Thursday: Say a prayer to Jesus to thank Him for loving you

Friday: Pray for the people that are written on the heart that you made today

Saturday: Sing and dance to 'Wake'
<https://tinyurl.com/ohygcsv>

Sunday: Sing 'Tell the world that Jesus lives' and remember that even though Jesus is in heaven He is still alive:
<https://tinyurl.com/vvp5bda>

We would love to see you join us in our online Sunday service - look carefully and you might see Aimee and Ashley from Messy Church!

We would love to see what you have been doing at home - message us and send us pictures of the things you have made and we will share them on our Facebook page! Send your messages to messychurch@elimbradford.com We hope to see you at the next Messy Church!



Hand print heart **Jesus asked Peter if He loved Him**

You will need: paper, scissors, pencil, paints, paintbrush

1. Draw a large heart on the paper
2. Cover your hand with paint and make handprints all over the heart.



Make a string print heart **Peter told Jesus that he loved him.**

You will need: paper, pencil, felt tips, string, paint, tray

1. Draw a large heart on the paper and cut it out
2. Cut off a piece of string and soak it in paint
3. Fold the heart in half and put the string inside, keeping hold of one end
4. Pull the string through the heart. Open the heart and you will see a paint line. Do this until you have as many string lines as you want.
5. When the paint lines are dry write the names of the people that you love on it. Remember to pray and thank God for them



Make a sheep picture **Jesus told Peter to feed His sheep. He was asking him to look after others.**

You will need: paper, white paint or cotton wool, glue, lambs face (see below), black felt tip

1. Cut out the lambs face and colour it black
2. Stick it in the middle of the card
3. Use the white paint and use your fingers to print the lamb's Fleece or stick cotton wool on
4. Draw on the legs with the black felt pen
5. Use the white paint to put eyes on



Make a model of Jesus ascending to heaven **Jesus went back to heaven**

You will need: paper, yoghurt pot, cotton wool, glue, string, paper, picture of Jesus (see below), scissors

1. Cover the yoghurt pot with cotton wool
2. Ask an adult to put a hole in the top for you
3. Cut off a piece of string about twice as long as the yoghurt pot
4. Print and cut out the picture of Jesus and colour it in or draw a picture of Jesus on paper and cut it out.
5. Stick it to the string
6. Pull the string to make Jesus ascend into heaven.



Recipe for Play Dough

You will need:

- 2 cups of flour
- 1 cup of salt salt
- $\frac{3}{4}$ of a cup of water

Method

1. In a large bowl mix the flour and salt.
2. Gradually stir in the water. Mix well until it is doughy.
3. Knead the dough until it is smooth and combined.
4. Make fish and bread shapes with your dough.
5. Place them into the oven at 180C. The amount of time needed to bake depends on the size and thickness of the salt dough creations

The risen Jesus and the disciples


(John 21,1:15)



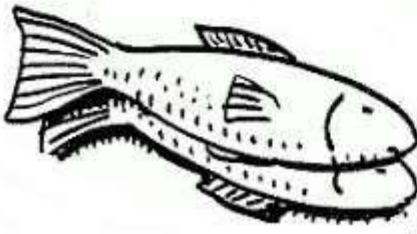
When they climbed out on shore, they saw a charcoal fire with fish on it and bread.




- Tiberias
- Jesus
- Sea
- Disciples
- Peter
- Boat
- Night
- Shore
- Net
- Fish
- Lord
- Fire
- Bread



Find the hidden words






Jesus and his disciples

Breakfast on the Beach

Jesus said to them, "Come and have breakfast." None of the disciples dared ask him, "Who are you?" They knew it was the Lord. John 21:12 (NIV)

Based on John 21:1-14



L V B R E A K F A S T E Z N Z
R O T U F U L L Z X B U F M Y
X Z H R N B R V G P A X V M R
J D I S C I P L E S I R I T I
J L N E T J M F B F I S H U T
C C O W O X E C Y O P K F D M
K K Z R V Z F S F M A H S X F
X R Y M D H D P U L T T E A M
K E B B Q I M C Y S R R C L R
N S R S E A R P O U O F R I V
Y F E E R E C P S H C E M L F
K I A G T N J O S H T V J I C
T R D A Q I T V A E N X Q M R
C E W M D K Z R P L C C R W D
Q G N E R D F F J S S R P C B

FIRE
WATER
BREAKFAST

BOAT
FISH
SEA

COALS
NET
BREAD

DISCIPLES
PETER
FULL

LORD
SHORE
JESUS

Jesus Is Alive!

(John 20)

At the empty tomb, Mary Magdalene talked to a man. She thought he was a gardener. But then she saw that the man was really Jesus! He had risen from the dead and was alive again!

Color the picture using the code. Cut it out and tape it up so you can be reminded of this wonderful truth!

