



## Daniel - Messy Church at home

### Daniel

**Monday** - Watch the story of Daniel  
<https://tinyurl.com/y86ftdyo>

**Tuesday** - Do the word search 'Safe' (below) to remind you of the story of Daniel

**Wednesday** - Get Daniel safely from one side of the maze to the other (below)

**Thursday** - Do the Daniel 'Spot the difference' (below)

**Friday** - Read Daniel's story (below)

**Saturday** - Do the Daniel - colour by numbers (below)

**Sunday** - Remind yourself of the story by watching this video.

<https://tinyurl.com/y98axwmf>

### Crafts

**Monday:** Make a crown to wear or a photograph frame

**Tuesday:** Make a door hanger for your bedroom or a Daniel

**Wednesday:** Make a praying hands painting or build a den

**Thursday:** Make a lion's mask and decorate a stone

**Friday:** Make a seal print or a lion painting with your hand and build a den

**Saturday:** Make a protection painting and build a tower

**Sunday:** Make a thank you card to give to somebody or a thank you poster

Visit Facebook page **Gateway Elim Bradford** to watch some of our services and look at photographs from Messy Church. You will be able to join our on-line Sunday service at 10:30am.

### Make a crown **King Darius ruled over his kingdom**

You will need: long piece of card or paper that will go round your head, stapler or sellotape, felt pens, scissors

1. Put the card round your head and ask an adult to staple it to make a crown.
2. Use the scissors to put a pattern in the top of the crown.
3. Use the felt pens to draw some jewels on the crown.



### Make a photograph frame **Daniel was given an important job**

You will need: piece of A4 paper, ruler, pencil, pens

1. Use the ruler to draw a border round the paper
2. Decorate in the border
3. Draw a picture of yourself doing something you are good at inside



### Make a door hanger **Daniel followed God's laws**

You will need: a piece of card or paper, scissors, felt pens

1. Cut your paper into a rectangle. Fold it in half and cut half a circle against the fold.
2. Open up your rectangle and write some rules for your bedroom. Hang it on your bedroom door.



### Make a Daniel **Some wicked men made a trap for Daniel**

You will need: a toilet roll tube, felt pens, coloured paper, glue, scissors

1. Draw a face on the top of the tube.
2. Cover the tube in coloured paper.
3. Use the coloured paper and put a head covering on Daniel



### Make praying hands **Daniel prayed to God**

You will need: paper, paint, paintbrush, your hands, felt pens

1. Paint your hands and make handprints on the paper
2. Write down things that you would like to talk to God about



### Make a den **There was a den full of lions**

You will need: spaghetti or straws, sellotape

1. Use the spaghetti or straws and make the largest den that you can



### Make a lion's mask **Daniel was thrown into the lions' den**

You will need: piece of card, lollypop stick, coloured paper or magazines, glue, felt pens, scissors

1. Cut two eyes out of the top of the card
2. Stick the card onto the lollypop stick
3. Use the coloured paper and pens to make a lion's face.
4. Hold the mask in front of your face and ROAR!!!!



## Sing and Pray

**Monday:** Sing 'Let your light shine'  
<https://tinyurl.com/y93rlgg4>

**Tuesday:** Think about what you are good at and say a 'thank you' prayer to God for your skills and talents

**Wednesday:** Talk to God about the things on your praying hands

**Thursday:** Sing and dance to 'Every move I make':  
<https://tinyurl.com/y82ekrru>

**Friday:** Say a thank you prayer to God that He protects us

**Saturday:** Sing 'Let your light shine'  
<https://tinyurl.com/y93rlgg4>

**Sunday:** Say a prayer to thank God for the person you gave the thank you card to.

**We would love to see you join us in our online Sunday service!**

**It would be great to see what you have been doing at home - message us and send us pictures of the things you have made and we will share them on our Facebook page! Send your messages to [messychurch@elimbradford.com](mailto:messychurch@elimbradford.com)**

**We hope to see you at the next Messy Church!**

### **SPECIAL NEWS!!**

**Watch out for a special email with a video containing a special message coming from our homes to yours!**

**See how many Messy Church volunteers you can see - and do Louise's challenge - there will be a prize for the winner!!**

## **Decorate a stone** A big stone was put in front of the den

You will need: a stone, felt pens or paints

1. Go for a walk with your family or go into the garden and look for a large stone
2. Wash the stone and paint it or use felt tips to decorate it



## **Make seal prints** King Darius sealed the stone with his ring

You will need: paper, paint, a potato cut in half, an adult and a knife

1. Ask your mum or dad to cut a potato in half.
2. Draw a seal pattern on the paper and ask your mum or dad to use the knife to cut the pattern into the potato
3. Using the potato and the knife print seal patterns on the paper



## **Make a handprint lion** God closed the mouths of the lions and they did not hurt Daniel

You will need: paper, paints - yellow, orange and brown, black felt pen, paintbrush, your hand

1. Paint your hand, spread out your finger and make a print on the paper
2. Use the paintbrush to paint a mane on the lion and a tail
3. Use a black felt pen to add paws, eyes and mouth



## **Make a den you can sit in** God kept Daniel safe in the lion's den

You will need: sheet, towel or blanket, chairs etc

1. Make a den that you can sit in - it could be in your house or your garden



## **Make a protection painting** God protected Daniel from the lions

You will need: a piece of paper, strips of paper, blu-tac, paint, paintbrush

1. Make your name with strips of paper and stick them to the paper using blu tac
2. Paint over the paper in different colours.
3. When the paint has dried lift the strips off paper off carefully to reveal your name



## **Build a tower** The Bible says that God is our strong tower, He keeps us safe when things are hard

You will need: lego or bricks

1. Build a tower as high as you can, how tall is it? Send us a picture with a ruler showing how tall it is - we will have a prize for the tallest tower

## **Make a thank you card** Daniel thanked God for rescuing him

You will need: A4 piece of paper or card, felt pens, pencil

1. Make a thank you card to give to someone who has helped you



## **Make a thank you poster** What have you got to thank God for?

You will need: paper, pencil, felt tips

1. Write 'Thank you' in bubble writing on the paper and colour it in.
2. Draw things that you are thankful for on the paper.

# Daniel and the Lions' Den

—Daniel 6



The story of how God protected Daniel in the lions' den is one of the most exciting in the Bible! See how many of the words listed you can find in the word search puzzle.

S L E E P D T A I D  
N S D A R N I U D E  
M A A D A N I E L N  
E N D V R I T U I S  
D G R A E S J G O D  
E E L I U O K I N G  
S L P R A Y D A S N  
I S T O N E K L A W

ANGEL  
DANIEL  
DEN  
GOD  
KING  
LAW  
LIONS  
PRAY  
SERVANT  
SLEEP  
STONE  
TRUSTED




Bible Pathway  
**Adventures**

MAZE

**DANIEL IN THE  
LION'S DEN**


"My God sent His angel and  
shut the lions' mouths, and  
they have not harmed me.."

(Daniel 6:22)



# DANIEL AND THE DEN OF LIONS

Spot 8 differences between the two pictures.



**Daniel In The  
Lions Den**  
by Church House  
Collection©



**Daniel prayed 3  
times a day to  
God.**



**A law was made  
that praying to  
God was bad.**



**Daniel was  
thrown into  
Lions Den.**



**The king was worried  
for Daniel and didn't  
eat or sleep.**



**The Angel  
shut the lions  
mouths.**



**God protected  
Daniel from  
the lions.**



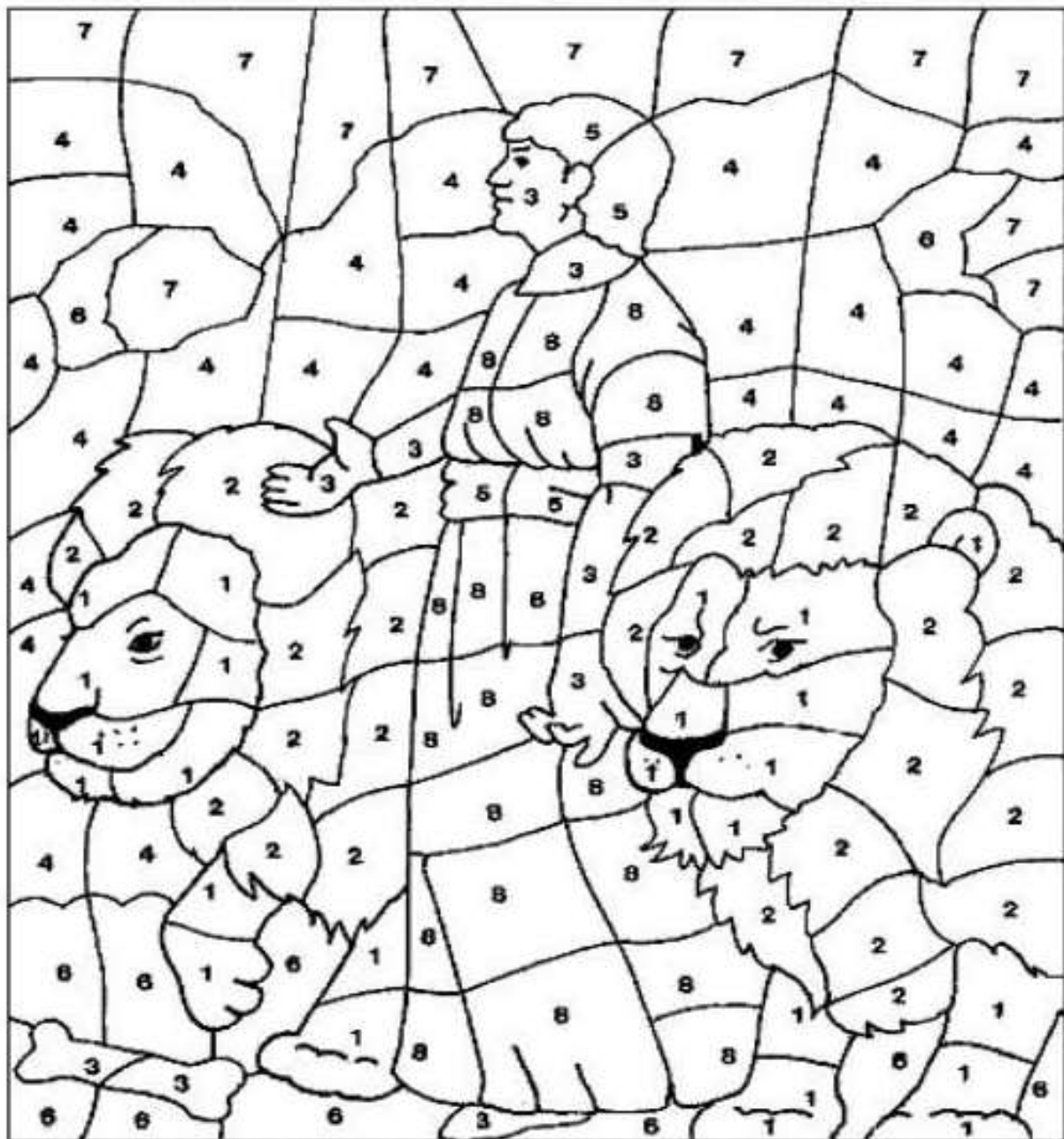
**The King punished  
the men that  
tricked him into  
making this law.**



**Daniel made it out  
alive because God  
protected him.**



# COLOR BY NUMBER DANIEL IN THE LION'S DEN



1—YELLOW 2—ORANGE 3—TAN 4—BROWN 5—BLACK  
6—LIGHT BLUE 7—DARK BLUE 8—GREEN