



## The Lost Son - Messy Church at home

### The Lost Son

**Monday** - Watch the story of The Lost Son:

<https://tinyurl.com/yb8kjs73>

**Tuesday** - Colour the game board below and get a dice and counters and play the game

**Wednesday** - Do the word search below to remind you of the story or watch the video again

**Thursday** - Do the colour by numbers below to make a picture of the son with the pigs

**Friday** - Watch another video of the story

<https://tinyurl.com/ya1lwt89>

**Saturday** - Read the story of the Lost Son below, or ask your mum or dad to read it to you

**Sunday** - Do the Lost Son Word Code (below) or help the Lost Son find his way home through the maze below. Or watch one of the videos again

### Crafts

**Monday:** Make a family picture

**Tuesday:** Make a money box or do some money art

**Wednesday:** Make a city silhouette or friends picture

**Thursday:** Make a party drink and a pig biscuit - and have a party

**Friday:** Make a pig picture or heart art

**Saturday:** Make a pair of binoculars or a tear drop

**Sunday:** Make a forgiving father or a poster

Visit our Facebook page

**Gateway Elim Bradford** for more information and to join our Sunday service at 10:30am.

### Make a picture of your family **The Lost Son lived with his dad and brother. Who do you live with?**

You will need: white paper, pencil, crayons, ruler, decorations

1. Draw a border round the paper using the ruler
2. Decorate or colour the border
3. Draw your family inside or take a photo and stick it in



### Make a money box **The son asked for his money**

You will need: a small box, paper, glue, sellotape, scissors, felt pens

1. Decide which will be the top of your money box and ask an adult to help you put a slit in it to put coins in
2. Use the glue to cover the rest of the box with paper
3. Colour and decorate the box



### Money Art **The father gave his son his money**

You will need: piece of card or paper, coins, pencil crayons

1. Collect some different coins and arrange them in a pattern under your paper
2. Rub the pencil crayons over the coins and watch the pattern appear



### Make a cityscape silhouette **The son moved to the city**

You will need: paper, black paint or black felt tip

1. Draw the city buildings as a silhouette on the bottom of the paper. Colour the buildings back



### Make a friends picture **The son made lots of friends**

You will need: different coloured paper, felt pens, glue, pencil, scissors

1. Draw round your hands on different pieces of paper and cut them out
2. Arrange them in a pattern and stick them together
3. Write the name of a friend on each hand and draw them



### Make a party drink **The son had lots of parties**

You will need: plastic cup, permanent marker pens, straw, juices

1. Decorate your plastic cup.
2. Mix different juices to make a new party drink
3. Get some crisps or party food and have your own party



### Make a pig biscuit **The son ran out of money and got a job looking after pigs**

You will need: digestive biscuit, icing sugar, red food colouring, marshmallows, knife, chocolate drops

1. Make up some icing in a small bowl. Add a drop of red food colouring to make the icing pink
2. Cover the digestive with icing
3. Add a marshmallow for the nose and two chocolate drops for eyes



## Sing and Pray

**Monday:** Look at the picture of your family that you have drawn and say a prayer to thank God for your family

**Tuesday:** Sing 'Our God is a great big God'. We sing this at Messy Church  
<https://tinyurl.com/y7qvablm>

**Wednesday:** Look at the picture of your friends that you have made. Say a prayer to God to thank Him for your friends.

**Thursday:** Learn a new song 'God's love is bigger than a burger'  
<https://tinyurl.com/y7qvablm>

**Friday:** Say a thank you prayer to God for the people that love you

**Saturday:** Learn the actions to 'God's love is bigger than a burger'  
<https://tinyurl.com/y7qvablm>

**Sunday:** Say sorry to God for the things that you have done wrong and ask Him to forgive you.

**We would love to see you join us in our online Sunday service!**

**We would love to see what you have been doing at home - message us and send us pictures of the things you have made and we will share them on our Facebook page!**

**Send your messages to [messychurch@elimbradford.com](mailto:messychurch@elimbradford.com)  
We hope to see you at the next Messy Church!**



## Make a pig **The son ate with the pigs**

You will need: paper, pink paint (mix red and white), black felt tip, scissors, paintbrush

1. Mix the pink paint and paint one of your hands
2. Press your hands on the white paper to make a pig
3. When the paint is dry draw on the curly tail, eyes, snout, ears and four feet. Cut out your pig.



## Make a heart picture **The father still loved his son**

You will need: paper, piece of scrap paper, paint  
Scissors, paintbrush

1. Cut a heart shape out of the scrap paper. Put it on your sheet of paper
2. Use your paint brush to dab paint around the heart shape. Make sure you dab the paint right up to the heart shape
3. When your paper is covered in paint remove the heart shape to show a white heart. When the paint is dry write the name of a person you love in it.



## Make some binoculars **Every day the father looked for his son**

You will need: two kitchen roll tubes, decorations, felt tips, glue string, hole punch, sellotape, coloured paper or magazines

1. Sellotape the two tubes together
2. Cover the tubes with coloured paper
3. Use the decorations and pens to decorate them
4. Put a hole in one end of each of the tubes
5. Put a piece of string through the holes



## Make a tear drop **The son cried because he was sorry**

You will need: A4 piece of paper, pencil, blue felt pens or paint

1. Draw a large tear drop on the paper and colour it blue
2. Write on it things that make you sad



## Make a forgiving father **The father forgave his son**

You will need: 2 pieces of card, small card circle, glue, felt pens, ruler, pencil

1. Cut out a paper rectangle 10cm long.
2. Draw two hands and cut them out. Stick one hand on each end of the rectangle.
3. Stick the card circle on the top of the rectangle
4. Use the pens to draw a face on the circle.
5. On the rectangle write 'In Christ we are set free by the blood of His death, and so we have forgiveness of sins' Ephesians 1:7




## Make a 'Welcome home' poster **The father welcomed home his son with a party**

You will need: paper, felt pens


1. Write the words 'Welcome Home' in bubble writing. Colour it in and decorate around it.
2. Put it in your window to welcome someone in your family when they come home



**Game board** Get a dice and counters. Start at one and throw the dice. Who is the first to get back to the start?



# The Parable of the Lost Son



Bring the fattened calf and kill it. Let's have a feast and celebrate. For this son of mine was dead and is alive again; he was lost and is found.' So they began to celebrate. Luke 15:23-24 (NIV)


The puzzle is based on Luke 15:11-32 (NIV).

H I R E D N D M Y E S T A T E  
 C W Y Y E X W R E W N M G I O  
 Q O H B E O T E G E E B Q D H  
 F T M J N N P M P Q T A B A F  
 S A S P U O T S Y N C F L P W  
 T T T O A S D T L Z A Z G T R  
 A O C H O S R T W P I G S G H  
 R I O L E E S C F E O M N F N  
 V M E K P R A I O P F I E E X  
 I K S O S I X O O D R R K A F  
 N Q R O K R E G D N F E T S O  
 G P A R N F X Z O D Q E S T U  
 Z H A X Q S T O M A C H E E N  
 G D L N D B H I K I S S E D D  
 Z S Y T W Z C E L E B R A T E

WEALTH	ESTATE	COUNTRY	PIGS	FOOD
COMPASSION	HIRED	FOUND	FEED	RING
CELEBRATE	STARVING	PROPERTY	FEAST	SONS
KISSED	FATHER	STOMACH	SPENT	LOST

# Colour by numbers

1 = Blue 2 = Pink 3 = Green 4 = Brown



# The Prodigal Son

by Sharla Guenther

This is the parable that Jesus told: There once was a father who had two sons. One day the younger son said to his father, "Father, could you give me my inheritance?" (Inheritance is money the father would give his children after he had died.) So the father thought about it and decided his sons could have the money now, and he split it evenly between them.

Very soon after the younger son received the money, he decided that since he had so much money he would move to a different country and have some fun with it.

When he left, he left for good. He took every last thing he had and didn't plan on returning. He wanted to be grown up and spend all his money how he wanted with no one to tell him what to do.

So he just left. He left a big farm with many hired men with everything he needed, he left his family, and more importantly he left his father who trusted him enough to give him the money. This probably made his father very sad and I'm sure he missed him very much.

While the son was gone he spent all the money he had right away. He didn't think to save any of it. He threw wild parties and spent money on many other things that God wouldn't be happy with.

After he had spent all his money, the country he was living in became very poor and they hardly had enough food for everyone. It was even worse for people who had no money because food became even more expensive, so it was very hard for poor people to get any food.

The son was in trouble. He had no money, no place to live, nothing to eat, so he had to get a job. The only job he could find was feeding pigs. He was so hungry he tried to eat the food that the pigs were eating but his boss caught him and told him if he ever saw him doing that again he would lose his job.

That night as the son was walking home his stomach wouldn't stop growling, he was so hungry. The son went to bed hungry and when he woke up he realized something. When he lived with his father even the hired men had more food than they needed, and now he was starving to death. At that moment he made a plan. He would go back to his father's house and say to him, 'I have sinned against God and against you. I don't deserve to be called your son, so hire me and I will work for you.'


As the son got closer to his home, he saw his father running toward him, yelling, "My son! My son! You are finally home!" He couldn't believe it. His father threw his arms around him and kissed him. But the son quickly said, "Father, I have sinned against God and against you. I don't deserve to be called your son..." The son wanted to continue but the father said to one of his servants, "Quick! Bring the best robe and put it on him. Put a ring on his finger and sandals on his feet. Bring the biggest calf and kill it. Let's have a party and celebrate because my son was lost and is found!"

That's how God feels about us. We sin against Him, but He loves us and wants us to come home to Him.

Parable of Prodigal Son



# The Parable of the Lost Son



Bring the fattened calf and kill it. Let's have a feast and celebrate. For this son of mine was dead and is alive again; he was lost and is found.' So they began to celebrate. Luke 15:23-24 (NIV)

Each number represents a letter of the alphabet. Substitute the correct letter for the numbers to reveal the coded words.

1	2	3	4	5	6	7	8	9	10	11	12	13	14	15	16	17	18	19	20	21	22	23	24	25	26
I	J	H	O	W	Z	B	D	L	N	A	U	M	T	E	P	X	S	K	F	V	Q	R	C	Y	G

1. 18-4-10-18 \_\_\_\_\_

2. 20-4-12-10-8 \_\_\_\_\_

3. 16-1-26-18 \_\_\_\_\_

4. 18-14-11-23-21-1-10-26 \_\_\_\_\_

5. 5-15-11-9-14-3 \_\_\_\_\_

6. 20-11-14-3-15-23 \_\_\_\_\_

7. 19-1-18-18-15-8 \_\_\_\_\_


8. 9-4-18-14 \_\_\_\_\_

FATHER	WEALTH	PIGS	FOUND
SONS	STARVING	KISSED	LOST

# THE PRODIGAL SON

Lead the son to his loving father.

FINISH



START

