



Jesus calms the storm - Messy Church at home

Jesus calms the storm

Monday - Watch the story of Jesus calming the storm:

<https://tinyurl.com/yasjozp4>

Tuesday - Colour the picture below or do the colour by letter picture

Wednesday - Do the word search below to remind you of the story

Thursday - Remind yourself of the story:

<https://tinyurl.com/yctb4000>

Friday - Do the boat maze below

Saturday - Watch this artist draw the story as he tells it:

<https://tinyurl.com/y9ogny5z>

Sunday - Remind yourself of the story by watching your favourite video again.

Crafts

Monday: Make a boat or friendship chain

Tuesday: Make a wave stick or do some floating or sinking

Wednesday: Make a windsock

Thursday: Make a rain stick

Friday: Make a moving boat picture or a boat picture


Saturday: Make a story stone

Sunday: Make a peace poster or a peace dove

Visit Facebook page **Gateway Elim Bradford** to watch some of our services and look at photographs from Messy Church. You will be able to join our on-line Sunday service at 10:30am. This week Paul, from Messy Church, will be reading a poem he has written.

Make a boat **Jesus's disciples were in the boat**

You will need: tin foil dish or empty margarine tub, straw, sellotape, paper sail, bath with water, paper triangle, felt pens, scissors



1. Cut a triangle out of the paper for your sail and decorate it
2. Attach the sail to the straw with sellotape
3. Bend the straw at the bottom and attach it to the base of the boat with sellotape. If the straw will not stand up use the sellotape to attach the sail to the boat.
4. With your mum or dad sail your boat in a sink or the bath

Make a friendship chain **The disciples were Jesus's friends**

You will need: a long piece of paper, pencil, scissors

1. Concertina your paper and on the top section draw a figure with hands and feet that end on the fold
2. Cut out the figure but keep the feet and arms attached
3. Colour to make each person into one of your friends



Floating and Sinking **The disciples thought the boat was sinking**

You will need: lots of different objects and the sink or bath with water

1. Collect a number of different objects. Decide which you think will sink or float and test them out. How many did you get right?

Wave sticks **The waves crashed over the side of the boat**

You will need: a straw or small stick, magazines, sellotape

1. Select colourful pages of the magazine
2. Cut out thin strips of coloured paper from the magazine
3. Stick the strips onto one end of the stick
4. Swirl the stick round to make waves



Make a windsock **The wind was very strong**

You will need: clean empty tin with the top removed or inside of a kitchen roll, pieces of ribbon, tissue paper or strips from a magazine, sellotape, paint or felt tips, string

1. Paint the outside of the can or colour the cardboard tube
2. Cut strips of coloured paper or use ribbons and attach them to the bottom of the can or tube
3. Attach a piece of string to the top of the can or cylinder
4. Take the windsock out on a windy day and run round with it



Make a rainstick **It was raining very heavily**

You will need: a kitchen roll tube, rice and pasta, felt pens, scissors, pencil, felt pens, paper, sellotape

1. Cover one end of the tube with paper. Colour the tube.
2. Put some pasta shapes into the tube and add some rice. Shake it to see if it makes a noise.
3. When there is enough pasta and rice in seal the other end of the tube with paper.
4. Turn the tube over to make a rain sound.



Sing and Pray

Monday: Sing 'Let your light shine':
<https://tinyurl.com/y77o7hmc>

Tuesday: look at your friends on your friendship chain that you made yesterday. Say a thank you prayer to God for your friends and ask Him to look after them.

Wednesday: God promises to always be with us. Sing 'Rainbow' to remind yourself that He keeps His promises:
<https://tinyurl.com/yaeb8aya>

Thursday: Say a thank you prayer to God that He keeps His promises.

Friday: Sing 'Let your light shine':
<https://tinyurl.com/y77o7hmc>

Saturday: Write your worries on a piece of paper. Pray to God about them, then screw the paper up and throw it in the bin 😊

Sunday: Sing 'Rainbow' to remind yourself that He keeps His promises:
<https://tinyurl.com/yaeb8aya>

We would love to see you join us in our online Sunday service!

We would love to see what you have been doing at home - message us and send us pictures of the things you have made and we will share them on our Facebook page! Send your messages to messychurch@elimbradford.com We hope to see you at the next Messy Church!



Moving boat picture **The boat was being rocked about**

You will need: two pieces of paper, lolly stick, scissors, felt pens



1. Draw a line on the paper to show the top of the waves. Cut part way across the line but not to the edge of the paper. Colour below blue.
2. Make the sky above cloudy and draw the rain
3. Cut out a boat shape and colour it in. Stick it to the lolly stick.
4. Put the stick through the slit in the paper and move the boat.

Make a boat picture **The disciples were afraid**

You will need: paper - white and coloured, glue, felt tips, card, scissors, pencil



1. Draw and cut out different shapes from the coloured paper to make a boat
2. Arrange the shapes on the paper and glue them on
3. At the top write 'When I am afraid, I will trust in you' Psalm 56:3

Story stones **Jesus calmed the storm**

You will need: a smooth stone, felt tips or paints



1. Go into the garden with a parent and find a smooth stone. Wash it. If you can't get a stone then get a circular piece of paper.
2. On one side of the stone or paper colour or paint a picture of the boat in the storm and on the other side draw it in the calm sea

Peace Poster **Jesus brought peace to the sea**


You will need: A4 piece of paper, felt pens or paint



1. Write 'Peace' in large bubble writing across the paper
2. Colour the poster and decorate it

Make a peace dove **Jesus gave the disciples peace**

You will need: a piece of coloured paper, a piece of white paper, scissors, glue, felt pens




1. Draw round your hand with your fingers open
2. Cut out the hand
3. Draw an eye and beak on the thumb
4. Stick it on the paper
5. Write 'Peace Dove' under the hand.



Jesus calms the storm colour by letter

R = red Y=yellow B=blue



Jesus Calms the Storm

He got up, rebuked the wind and said to the waves, "Quiet! Be still!" Then the wind died down and it was completely calm. Mark 4:39

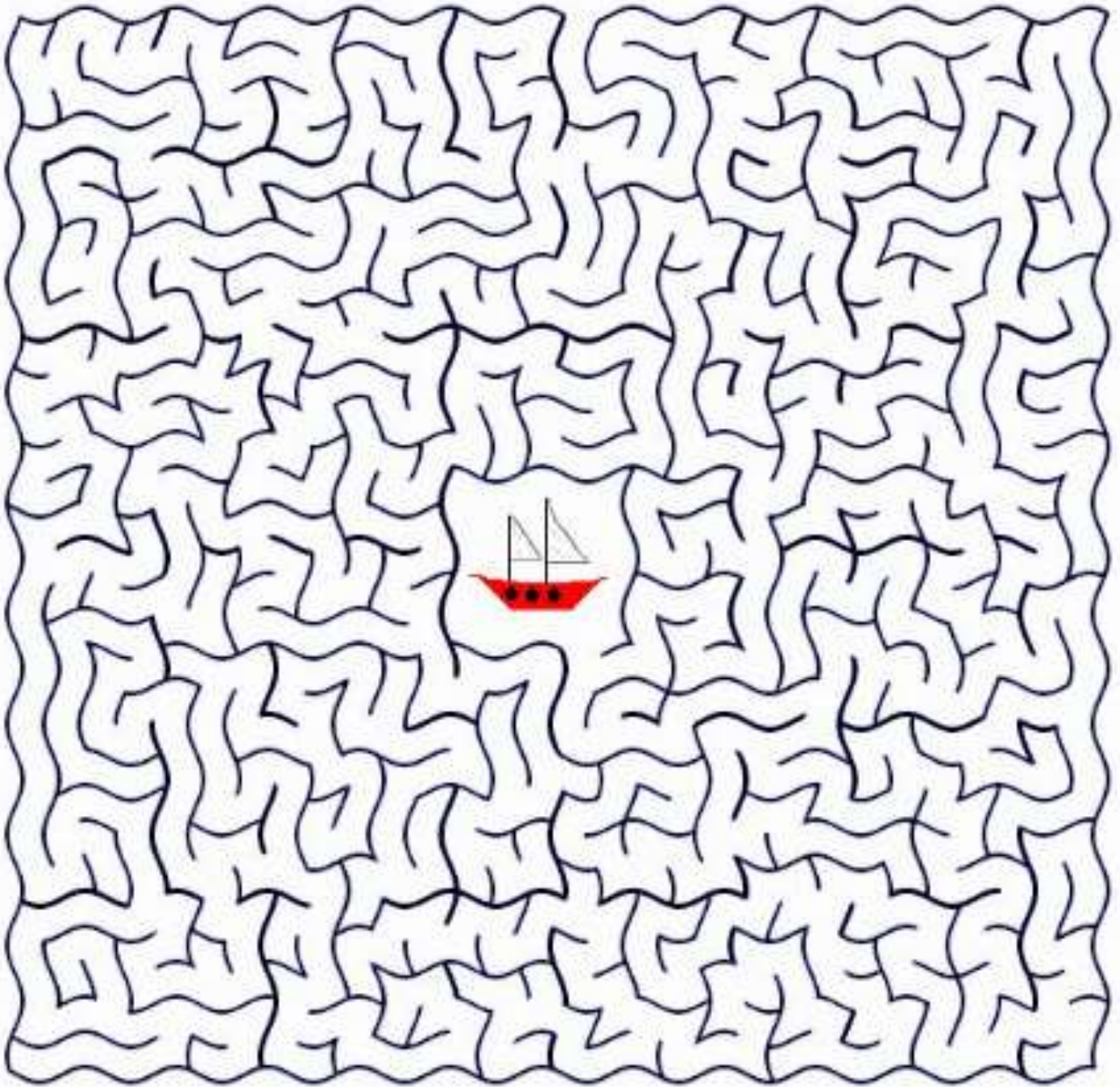
The puzzle is based on Mark 4:35-41 (NIV).



D H P F O T D W G C F L G C U
 J D U U E L E N T M X M J O Z
 M Y E I L K I R Q E D B S H U
 U U Q I O P S K R U A F X H O
 T E T W E Q T C H I I C L U R
 S S V E Y K E K R N F E H I L
 W C L E P F R B C O H I T E J
 A S U G N B N D H A W P E Y R
 M S X S B I I R Z H L D W D Q
 P Q O A H A N P U M N M W A R
 E U U B R I T G Q I T M K P Y
 D A F F E U O D W A L L C S U
 R L A U M Y U N O S F A I T H
 R L F A G R R B K T J B F S M
 X D R O W N I X U W A V E S T

STERN	CROWD	FAITH	CALM	TEACHER
OBEY	SWAMPED	WIND	AFRAID	DROWN
WOKE	SLEEPING	BOAT	EVENING	STILL
SQUALL	WAVES	CUSHION	TERRIFIED	QUIET

Boat maze



Jesus and his disciples were in a little boat in a terrible storm.

Jesus said "Peace, be still".

The storm instantly stopped.

Mark 4:35-41